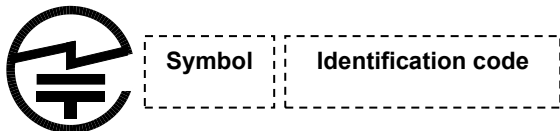


The marking for Specified Radio Equipment in Japan

Introduction

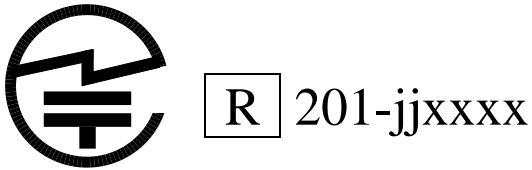
The affixing of a mark, symbol and identification code for equipment certified by EC-CABs shall be in accordance with the MPHPT (currently MIC) Radio Law 38-2-2 paragraph 1 item 1 (unlicensed station) and 38-2-2 paragraph 1 item 2 (blanket license) The General form of the mark is as follows:



The affixing of marking

The manufacturer must affix the following mark for which approval has been granted by Kiwa

Examples:



Or, if space doesn't permit, identification field may be placed under the symbol field



Symbol field

R: symbol for Radio

201: identification number Kiwa

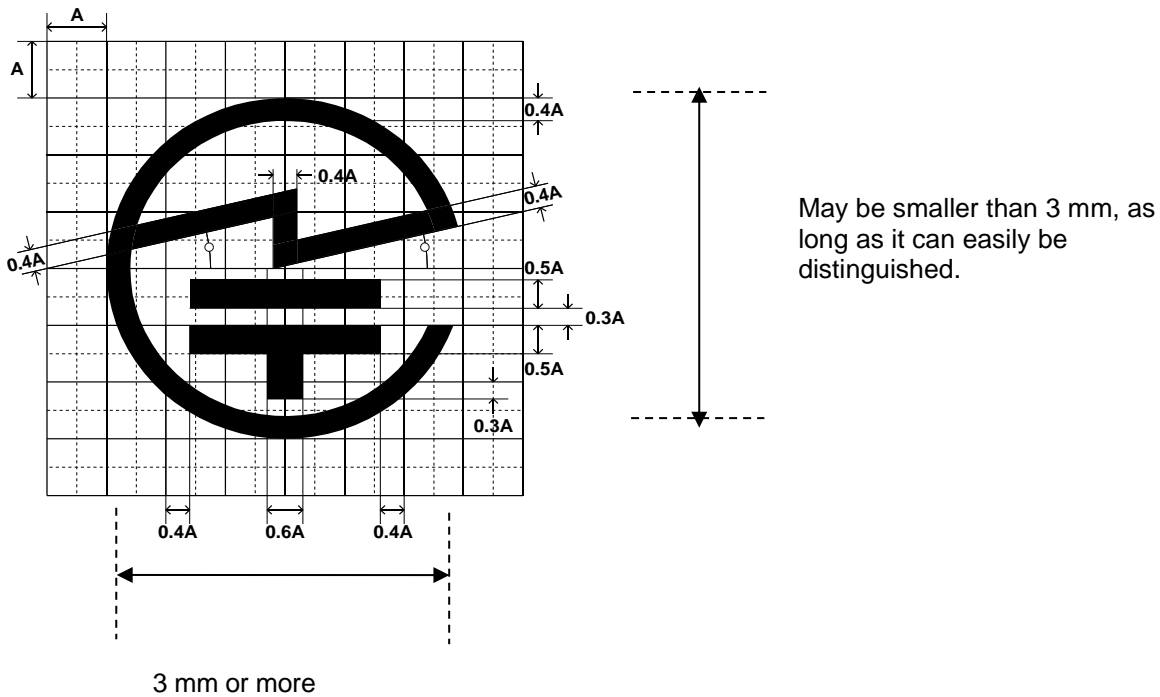
Identification code field (certificate number Kiwa)

jj the last two numbers of the year as also in the certificate number

xxxx last 4 digits of the Kiwa certificate number

Size of the Mark

The diameter of the Giteki mark, previously “3mm or greater” has now been changed to “any size possible, as long as its easily identifiable”.



Additional marking for 5 GHz indoor products

For products using frequencies within 5.15-5.35 GHz, please additionally print the following **warning text** “5GHz product for indoor use only” on your product::

電波法により5GHz帯は屋内使用に限ります。

W52/W53 is indoor use only, except for communication with "W52 AP registered in MIC".

Products using frequencies within 5.47-5.72 GHz may be used indoor and/or outdoor.

Electronic labelling

Radio equipment containing a digital screen are allowed to show the conformity marking in an electrical image on the digital screen instead of a physical label on the exterior of the radio equipment.

<< Example of Electronic Display which conforms with the technical regulations >>

(1) Operation Example



(2) Display Example




New Electromagnetic display method:



Built-in display



Electromagnetic display
using external display



Without display



Peripheral monitor

Products which have no display may use a peripheral monitor to display the Giteki mark.

Revision record sheet

NOTE: The person who initiated the document or modified the document is responsible for maintaining this record sheet

Revision	Section number	Page number	Date	Remark(s)	issued by
7			09-02-11	Modification layout Certification number	MWO
7			29-02-11	Revision sheet moved to last page Japan ID without spaces on page 2	WJJ
8		1	15-2-2013	Deleted text about different categories as this is not applicable anymore	RN
9	Update size of mark		17-11-2014	Update from 5mm to 3mm	MWO
10	Mark size		06Jan15	Update all info about 3mm size (5 mm size and info on volumes deleted)	BV
11		3	09-07-2015	Added electronic labelling	WJJ
12	Update size of mark		12-07-2019	The allowed diameter of the Giteki mark has changed and added new method to display the mark for products without display.	RN
13	Kiwa logo		27-12-2022	Replacement of Kiwa name or logo by Kiwa.	AG
14	All	All	30-09-2025	Update Kiwa logo	AG

Issued/modified by : A. Gase
 Function : Quality manager
 Revision : 14
 Date : 30-09-2025

Verified by : Willem Jan Jong
 Function : Manager Product Certification
 Date : 30-09-2025

Released by : A.J. Gase
 Function : Quality Manager
 Date of release : 30-09-2025